

Features

- Wide operating wavelength range
- Low insertion loss
- High channel isolator
- Ultra low PDL&PMD
- Epoxy free in optical path
- High stability and reliability



Applications

- Fiber optic amplifiers
- CATV fiber optic links
- WDM systems
- Fiber-optic instruments
- Transmitters and fiber lasers
- Laboratory R&D

Product Description

Primanex WDM-Isolator hybrid devices use mature thin-film interference filter technology to separate or combine pump laser and optical signals and provide one-way traffic for signal passage with excellent isolation to pump lasers. With wide bandwidth, low insertion loss, high isolation and low temperature dependent loss, they are ideal for use in optical amplifier and CATV applications.

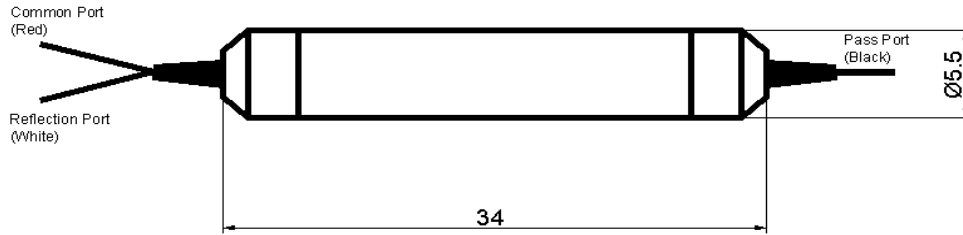
Specifications

Item	Unit	Parameters	Notes
Signal channel Wavelength Range λ_s	nm	1550 (1528~1564)	
Pump channel Wavelength Range λ_p	nm	980/1480 +/-10	
Signal channel Isolation	dB	≥ 20	
Isolation (R→C @ λ_s)	dB	≥ 12	
Isolation (C→P or P→C @ λ_p)	dB	≥ 30	
Insertion Loss	Pump channel	dB	≤ 0.40
	Signal channel	dB	≤ 0.70
Return Loss	dB	≥ 50	
Directivity	dB	≥ 55	
PDL	dB	≤ 0.1	
PMD	Ps	≤ 0.25	
Maximum Optical Power	mW	500	
Operation Temperature	$^{\circ}\text{C}$	-5~+70	Wider operating temperature range available upon request
Storage Temperature	$^{\circ}\text{C}$	-40~85	
Fiber Type	N/A	SMF-28e+	
Package Dimension	mm	$\Phi 5.5 \times 34$	

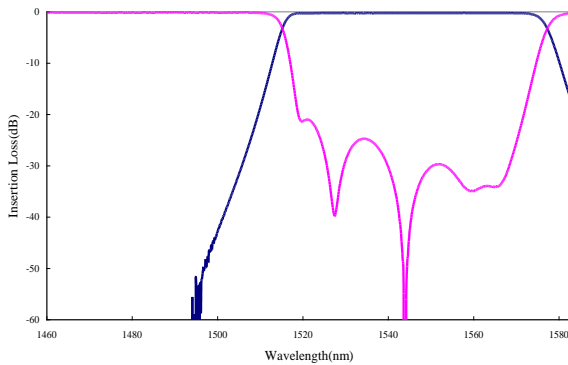
*. All the specifications are based on the devices without connector, and guaranteed over wavelength, polarization and temperature.

** Specifications are subject to change without notice.

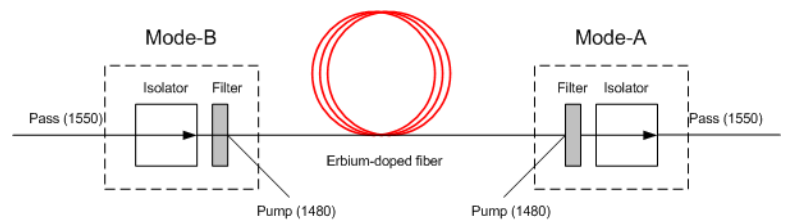
Dimensions Drawing(mm)



Spectral Plot (dB)



Operation modes



Ordering Information(Example:WDIH-1111110)

WDIH -							
Pump Type		Isolator Option		Fiber Type	Fiber Length	Connector Type	
1. Mode A		1. Single-stage		1. 250 μ m Fiber	1. 0.5+/-0.1 m	0. No Connector	
2. Mode B		2. Dual-stage		2. 900 μ m Fiber	2. 1.0+/-0.1 m	1. FC/UPC	
				3. Others	3. Others	2. FC/APC	
WDM Type		Signal Window					
1. 1480(Reflect)/1550(pass)		1. C band					
2. 980(Reflect)/1550(pass)		2. C & L band					
3. Others		3. Others					
				3. SC/UPC			
				4. SC/APC			
				5. LC/PC			
				6. MU/PC			
				7. Others			

All statements, technical information and recommendations related to the products herein are based upon information believed to be reliable or accurate. However, the accuracy or completeness thereof is not guaranteed, and no responsibility is assumed for any inaccuracies. The user assumes all risks and liability whatsoever in connection with the use of a product or its application. Primanex reserves the right to change at any time without notices the design, specifications, function, fit or form of its products described herein, including withdrawal at any time of a product offered for sale herein. Primanex makes no representations that the products herein are free from any intellectual property claims of others. Please contact Primanex for more information. Primanex and the Primanex logo are trademarks of Primanex Corporation. Other trademarks are the property of their respective holders.