

Features

- Low insertion loss
- High channel isolation
- Low polarization dependent loss
- Exceptional reliability and stability



Applications

- Access networks
- Metro WDM systems
- Long haul WDM systems
- Enterprise networks

Product Description

Primanex DWDM ITU Components are the result of years of telecommunication experiences in thin-film filter technology. Individual components are available on ITU channel spacing of 200 GHz.

These devices demonstrate low insertion loss, excellent temperature insensitivity, and reliable performances in varieties of system applications.

Specifications

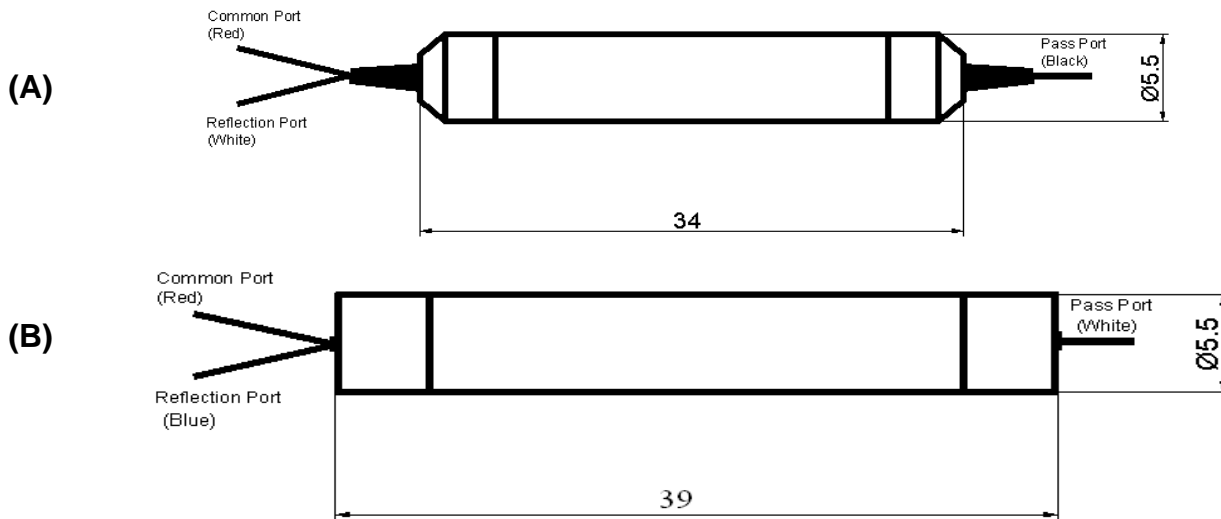
| Item | Unit | Parameters | Notes |
|--|--------------------|--|------------------------------|
| Channel Spacing | GHz | 200 | |
| Wavelength Range | | C- or L-band ITU channels 186.6 to 196.1 THz | |
| Passband | GHz | $\geq \pm 33$ | |
| Transmission Passband Ripple | dB | ≤ 0.3 | |
| Transmission Insertion Loss | dB | ≤ 1.1 | |
| Reflection Passband Ripple | dB | ≤ 0.2 | |
| Reflection Insertion Loss | dB | ≤ 0.4 | |
| Transmission Isolation (adj channel) | dB | ≥ 30 | |
| Transmission Isolation (non-adj channel) | dB | ≥ 50 | |
| Reflection Isolation | dB | ≥ 13.5 | |
| Polarization Dependent Loss | dB | ≤ 0.2 | |
| Polarization Mode Dispersion | ps | ≤ 0.2 | |
| Directivity | dB | ≥ 50 | |
| Return Loss | dB | ≥ 45 | |
| Optical Power Handling | mW | ≥ 500 | |
| Tensile Load | N | ≥ 5 | |
| Operating Temperature Range | $^{\circ}\text{C}$ | -5 to 70 | |
| Storage Temperature Range | $^{\circ}\text{C}$ | -40 to +85 | |
| Fiber Type | | SMF-28e+ | Other fiber is optional |
| Package Dimension | mm | $\Phi 5.5 \times 34\text{mm}$ (A) | 250 μm bare fiber |
| | mm | $\Phi 5.5 \times 39\text{mm}$ (B) | 900 μm loose tube |

*. All the specifications are based on the devices without connectors, and guaranteed over wavelength, polarization and temperature.

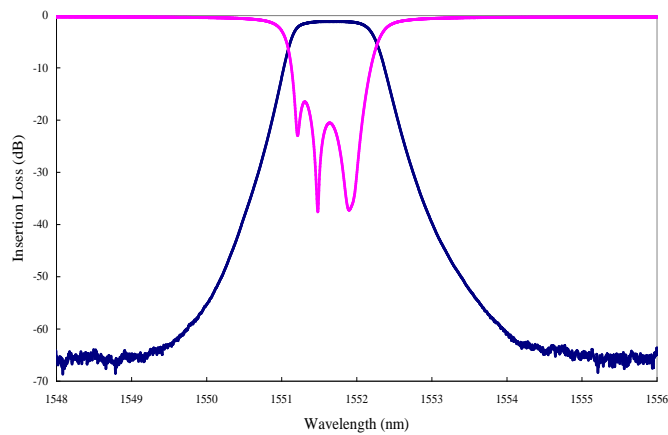
**.. PMD and chromatic dispersion values are guaranteed by design.

***. Specifications are subject to change without notice.

Dimensions Drawing(mm)

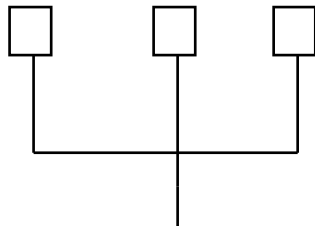


Spectral Plot (dB)



Ordering Information(Example:DWMS-2F0263S210)

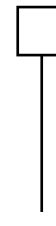
DWMS - 2 F



Channel Frequency

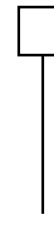
Provided by Primanex upon
customer confirmation

3 S



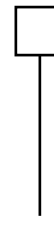
Fiber Type

1. 250 μ m Fiber
2. 900 μ m Fiber
3. Others



Fiber Length

1. 0.5 +/- 0.1m
2. 1.0 +/- 0.1m
3. Others



Connector Type

0. No Connector
1. FC/UPC
2. FC/APC
3. SC/UPC
4. SC/APC
5. Others

All statements, technical information and recommendations related to the products herein are based upon information believed to be reliable or accurate. However, the accuracy or completeness thereof is not guaranteed, and no responsibility is assumed for any inaccuracies. The user assumes all risks and liability whatsoever in connection with the use of a product or its application. Primanex reserves the right to change at any time without notices the design, specifications, function, fit or form of its products described herein, including withdrawal at any time of a product offered for sale herein. Primanex makes no representations that the products herein are free from any intellectual property claims of others. Please contact Primanex for more information. Primanex and the Primanex logo are trademarks of Primanex Corporation. Other trademarks are the property of their respective holders.